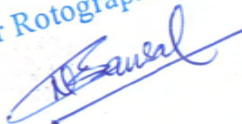


Name of Listed Entity: <b>Rotographics (India) Limited</b>			
Scrip Code/ Name of the Scrip/ Class of Security			
Quarter ended on <b>30.09.2017</b>			
<b>Declaration</b>			
	<b>Particulars</b>	<b>Yes*</b>	<b>No*</b>
1	Whether the Listed Entity has issued any partly paid up shares?		No*
2	Whether the Listed Entity has issued any Convertible Securities or Warrants?		No*
3	Whether the Listed Entity has any shares against which depository receipts are issued?		No*
4	Whether the Listed Entity has any shares in locked-in?		No*
5	Whether any shares held by promoters are pledge or otherwise encumbered?		No*
* If the Listed Entity selects the option 'No' for the questions above, the columns for the partly paid up shares, Outstanding Convertible Securities/Warrants, depository receipts, locked-in shares, No of shares pledged or otherwise encumbered by promoters, as applicable, shall not be displayed at the time of dissemination on the Stock Exchange website. Also wherever there is 'No' declared by Listed Entity in above table the values will be considered as 'Zero' by default on submission of the format of holding of specified securities.			

For Rotographics (India) Ltd.  
  
 Director

Name of the Company: Rotographics (India) Limited

Quarter Ended 30th September 2017

Table I - Summary Statement holding of specified securities

Category (I)	Category of shareholder (II)	Nos. of shareholders (III)	No. of fully paid up equity shares held (IV)	No. of Partly paid-up equity shares held (V)	No. of shares underlying Depository Receipts (VI)	Total nos. shares held (VII) = (IV)+(V)+(VI)	Shareholding as a % of total no. of shares (calculated as per SCRR, 1957)  (VIII) As a % of (A+B+C2)	Number of Voting Rights held in each class of securities (IX)			No. of Shares Underlying Outstanding convertible securities (including Warrants)  (X)	Shareholding, as a % assuming full conversion of convertible securities (as a percentage of diluted share capital)  (XI) = (VII)+(X) As a % of (A+B+C2)	Number of Locked in shares (XII)		Number of Shares pledged or otherwise encumbered (XIII)		Number of equity shares held in dematerialized form (XIV)
								No of Voting Rights		Total as a % of (A+B+C)			No. (a)	As a % of total Shares held (b)	No. (a)	As a % of total Shares held (b)	
								Class eg: X	Total								
(A)	Promoter and Promoter Group	6	1840300	0	0	1840300	51.1	1840300	1840300	51.1	0	51.1	0	0	0	1840300	
(B)	Public	534	1761000	0	0	1761000	48.9	1761000	1761000	48.9	0	48.9	0	0	0	1081800	
(C)	Non Promoter-Non Public																
(C1)	Shares underlying DRs	0	0	0	0	0	0	0	0	0	0	0	0	0	0	0	
(C2)	Shares held by Employee Trusts	0	0	0	0	0	0	0	0	0	0	0	0	0	0	0	
	Total	540	3601300	0	0	3601300	100	3601300	3601300	100	0	100	0	0	0	2922100	



For Rotographics (India) Ltd.  
  
 Director

Table II - Statement showing shareholding pattern of the Promoter and Promoter Group

	Category & Name of the Shareholders (I)	PAN (II)	No. of shareholder (III)	No. of fully paid up equity shares held (IV)	Partly paid-up equity shares held (V)	Nos. of shares underlying Depository Receipts (VI)	Total nos. shares held (VII) = (IV)+(V)+(VI)	Shareholding % calculated as per SCRR, 1957 As a % of (A+B+C2) (VIII)	Number of Voting Rights held in each class of securities (IX)			No. of Shares Underlying Outstanding convertible securities (including Warrants) (X)	Shareholding , as a % assuming full conversion of convertible securities ( as a percentage of diluted share capital) (XI) = (VII)+(X) As a % of (A+B+C2)	Number of Locked in shares (XII)		Number of Shares pledged or otherwise encumbered (XIII)		Number of equity shares held in dematerialized form (XIV)	
									No of Voting Rights		Total as a % of (A+B+C)			No. (a)	As a % of total Shares held (b)	No. (a)	As a % of total Shares held (b)		
									Class X	Total									
1	<b>Indian</b>																		
(a)	<b>Individuals/Hindu undivided Family</b>		3	946600	0	0	946600	26.28	946600	946600	26.28	0	0	0	0	0	0	0	946600
	PRATAP BURMAN	AEDPB0195C		578600	0	0	578600	16.07	578600	578600	16.07	0	0	0	0	0	0	0	578600
	CHANCHALA BURMAN	AEDPB0193E		321700	0	0	321700	8.93	321700	321700	8.93	0	0	0	0	0	0	0	321700
	PRATAP BURMAN HUF	AADHP1259B		46300	0	0	46300	1.28	46300	46300	1.28	0	0	0	0	0	0	0	46300
(b)	<b>Central Government/ State Government(s)</b>		0	0	0	0	0	0	0	0	0	0	0	0	0	0	0	0	0
(c)	<b>Financial Institutions/ Banks</b>		0	0	0	0	0	0	0	0	0	0	0	0	0	0	0	0	0
(d)	<b>Any Other (Bodies Corporates)</b>		3	893700	0	0	893700	24.82	893700	893700	24.82	0	0	0	0	0	0	0	893700
	PRAXTON ASSOCIATES PVT	AAACP5232A		408700	0	0	408700	11.35	408700	408700	11.35	0	0	0	0	0	0	0	408700
	FLOW PACK (INDIA) PVT.LTD	AAACF6199E		296600	0	0	296600	8.24	296600	296600	8.24	0	0	0	0	0	0	0	296600
	ARMS ADVISORY SERVICES PVT LTD	AAACA6495Q		188400	0	0	188400	5.23	188400	188400	5.23	0	0	0	0	0	0	0	188400
	<b>Sub-Total (A)(1)</b>		6	1840300	0	0	1840300	51.1	1840300	1840300	51.1	0	0	0	0	0	0	0	1840300

For Rotographics (India) Ltd.  
  
 Director



Name of the Company: Rotographics (India) Limited																		
								Quarter Ended 30th September 2017										
2	Foreign																	
(a)	Individuals (Non-Resident Individuals/ Foreign Individuals)		0	0	0	0	0	0	0	0	0	0	0	0	0	0	0	0
(b)	Government		0	0	0	0	0	0	0	0	0	0	0	0	0	0	0	0
(c)	Institutions		0	0	0	0	0	0	0	0	0	0	0	0	0	0	0	0
(d)	Foreign Portfolio Investor		0	0	0	0	0	0	0	0	0	0	0	0	0	0	0	0
(e)	Any Other (specify)		0	0	0	0	0	0	0	0	0	0	0	0	0	0	0	0
	Sub-Total (A)(2)		0	0	0	0	0	0	0	0	0	0	0	0	0	0	0	0
	Total Shareholding of Promoter and Promoter Group (A)= (A)(1)+(A)(2)		6	1840300	0	0	1840300	51.1	1840300	1840300	51.1	0	0	0	0	0	0	1840300


For Rotographics (India) Ltd.  
  
 Director

Table III - Statement showing shareholding pattern of the Public shareholder

(i)	(ii)	(iii)	(iv)	(v)	(vi)	(vii) = (iv)+(v)+(vi)	(viii)	(ix)		(x)	(xi)	(xii)		(xiii)		(xiv)
								Number of Voting Rights held in each class of securities				No. (a)	As a % of total Shares held (b)	No. (a)	As a % of total Shares held (b)	
								Class X	Total							
1	Institutions															
(a)	Mutual Funds/	0	0	0	0	0	0	0	0	0	0	0	0	0	0	0
(b)	Venture Capital Funds	0	0	0	0	0	0	0	0	0	0	0	0	0	0	0
(c)	Alternate Investment Funds	0	0	0	0	0	0	0	0	0	0	0	0	0	0	0
(d)	Foreign Venture Capital Investors	0	0	0	0	0	0	0	0	0	0	0	0	0	0	0
(e)	Foreign Portfolio Investors	0	0	0	0	0	0	0	0	0	0	0	0	0	0	0
(f)	Financial Institutions/ Banks	0	0	0	0	0	0	0	0	0	0	0	0	0	0	0
(g)	Insurance Companies	0	0	0	0	0	0	0	0	0	0	0	0	0	0	0
(h)	Provident Funds/ Pension Funds	0	0	0	0	0	0	0	0	0	0	0	0	0	0	0
(i)	Any Other (specify)	0	0	0	0	0	0	0	0	0	0	0	0	0	0	0
	Sub-Total (B)(1)	0	0	0	0	0	0	0	0	0	0	0	0	0	0	0
2	Central Government/ State Government(s)/ President of India	0	0	0	0	0	0	0	0	0	0	0	0	0	0	0
	Sub-Total (B)(2)	0	0	0	0	0	0	0	0	0	0	0	0	0	0	0
3	Non-institutions															
(a)	1. Individual Shareholders holding Nominal Share Capital Up to 2 Lacs	473	146943	0	0	146943	4.08	146943	146943	4.08	0	0	0	0	0	30643
	2. Individual Shareholders holding Nominal Share Capital Above 2 Lacs	6	402000	0	0	402000	11.16	402000	402000	11.16	0	0	0	0	0	52000

For Rotographics (India) Ltd.



Director

Name of the Company: Rotographics (India) Limited																	
							Quarter Ended 30th September 2017										
	PRADEEP NARAIN	ABDPN8574A		100000	0	0	100000	2.78	100000	100000	2.78	0	0	0	0	0	0
	KAJOL GHOSH	AIUPG2087R		95000	0	0	95000	2.64	95000	95000	2.64	0	0	0	0	0	0
	RABINDRA NATH DAS	AGUPD3069Q		95000	0	0	95000	2.64	95000	95000	2.64	0	0	0	0	0	0
	RAJIV BHATIA	AALPB6597N		52000	0	0	52000	1.44	52000	52000	1.44	0	0	0	0	0	52000
(b)	<b>NBFCs registered with RBI</b>		2	544500	0	0	544500	15.12	544500	544500	15.12	0	0	0	0	0	544500
	KAPIVAR FINLEASE PRIVATE LIMITED	AAACK8234D		158000	0	0	158000	4.39	158000	158000	4.39	0	0	0	0	0	158000
	AGBROS FINCAP PRIVATE LIMITED	AAACA2076R		386500	0	0	386500	10.73	386500	386500	10.73	0	0	0	0	0	386500
(C)	<b>Employee Trusts</b>		0	0	0	0	0	0	0	0	0	0	0	0	0	0	0
(d)	<b>Overseas Depositories (holding DRs) (balancing figure)</b>		0	0	0	0	0	0	0	0	0	0	0	0	0	0	0
(e)	<b>Any Other (Bodies Corporate)</b>		10	598357	0	0	598357	16.62	598357	598357	16.62	0	0	0	0	0	454557
	HIMGIRI FINVEST PVT. LTD.	AAACH5232Q		263900	0	0	263900	7.33	263900	263900	7.33	0	0	0	0	0	263900
	S.S. INFOSOLUTIONS PVT. LTD.	AAJCS9759C		190000	0	0	190000	5.28	190000	190000	5.28	0	0	0	0	0	190000
	HARIPURI ESTATES PRIVATE LTD	AAACH0504P		110800	0	0	110800	3.07	110800	110800	3.08	0	0	0	0	0	0
(e2)	<b>Any Other (Resident Indian HUF)</b>		1	100	0	0	100	0.002	100	100	0.002	0	0	0	0	0	100
(e3)	<b>Any Other (Individuals (Non-residents Individuals/Foreign Individuals))</b>		42	69100	0	0	69100	1.92	69100	69100	1.92	0	0	0	0	0	0
	Sub-Total (B)(3)		534	1761000	0	0	1761000	48.9	1761000	1761000	48.9	0	0	0	0	0	1081800
	Total Public Shareholding (B) = (B)(1)+(B)(2)+(B)(3)		534	1761000	0	0	1761000	48.9	1761000	1761000	48.9	0	0	0	0	0	1081800


For Rotographics (India) Limited  
  
 Director



Table IV - Statement showing shareholding pattern of the Non Promoter- Non Public shareholder

(I)	(II)	(III)	(IV)	(V)	(VI)	(VII) = (IV)+(V)+(VI)	(VIII)	(IX)		(X)	(XI)	(XII)		(XIII)		(XIV)	
								Number of Voting Rights held in each class of securities				No. (a)	As a % of total Shares held (b)	No. (Not applicable)	As a % of total Shares held (Not applicable)		
								Class X	Total								
1	Custodian/DR Holder																
(a)	Name of DR Holder (if available)		0	0	0	0	0	0	0	0	0	0	0	0	0	0	0
2	Employee Benefit Trust (under SEBI (Share based Employee Benefit) Regulations, 2014)																
(a)	Name (abc...)		0	0	0	0	0	0	0	0	0	0	0	0	0	0	0
	Total Non-Promoter- Non Public Shareholding (C)= (C)(1)+(C)(2)		0	0	0	0	0	0	0	0	0	0	0	0	0	0	0

For Rotographics (India) Ltd.  
  
 Director